



### District Report Card: 2017


<b>State:</b> Gujarat	<b>District:</b> Dohad
<b>Class:</b> 3	<b>Subject:</b> Language
<b>Schools:</b> 61	<b>Students:</b> 1416


### Participation/Coverage


#### Students

<b>GENDER</b> 	Boys		Girls	
	Number	%	Number	%
	739	52.19	677	47.81

<b>AREA</b> 	Rural		Urban	
	Number	%	Number	%
	1326	93.64	90	6.36

<b>CATEGORY</b> 	SC		ST		OBC		GEN	
	Number	%	Number	%	Number	%	Number	%
	19	1.34	1218	86.02	174	12.29	5	0.35

<b>CWSN</b> 	LD	VI	HI	S&LD	ID	Oth
	0	2	2	0	0	1

<b>Management</b> 	Government		Government-aided	
	Number	%	Number	%
	1356	95.76	60	4.24

### Average Performance of Students in Language (%)

Overall	Gender		Area		Management		Social Group			
	Male	Female	Rural	Urban	Govt.	Aided	SC	ST	OBC	GEN
70.11	68.83	71.50	69.73	75.70	69.63	81.00	80.35	69.38	74.02	72.00

## Performance on Learning Outcomes (LOs)

Learning Outcomes	Description	Average Performance(%)
L304	Reads small texts with comprehension i.e., identifies main ideas, details, sequence and draws conclusions	70.19
L312	Reads printed scripts on the classroom walls: poems, posters, charts etc.	69.94

Range of Performance of Students who Answered Correctly							
Below 30%		30% - 50%		50% - 75%		Above 75%	
Number	%	Number	%	Number	%	Number	%
113	7.98	151	10.66	462	32.63	690	48.73

## Lowest Performing Learning Outcomes (LOs)

1 - Reads printed scripts on the classroom walls: poems, posters, charts etc. (69.94)

2 - Reads small texts with comprehension i.e., identifies main ideas, details, sequence and draws conclusions (70.19)